

IPEDS 2025-26 Data Collection System

IPEDS HELP DESK (877) 225-2568 | ipedshelp@rti.org
OMB NO. 1850-0582 v.33 : Approval Expires 8/31/2027
User ID: P132903C

12-month Enrollment 2025-26

Institution: University of Central Florida (132903)

User ID: P132903C

Overview

12-month Enrollment Overview

The 12-month Enrollment survey component collects unduplicated student enrollment counts and instructional activity data for an entire 12-month period. Using the instructional activity data reported, a full-time equivalent (FTE) student enrollment at the undergraduate and graduate level is estimated (4-year institutions only). Institutions with Doctor's - professional practice students will also report the FTE enrollment of those students (4-year institutions only). NCES uses the FTE enrollment to produce indicators such as expenses by function per FTE as reported in the IPEDS Data Feedback Report.

Data Reporting Reminder:

- All institutions must use the July 1 - June 30 reporting period.
- Report data to accurately reflect the time period corresponding with the IPEDS survey component, even if such reporting is seemingly inconsistent with prior-year reporting.

Changes in reporting

The following changes were implemented for the 2025-26 data collection period:

- Removed question collecting student headcounts of Another Gender.
- Revised "gender" to "sex" where applicable. Revised "men" to "male" and "women" to "female" where applicable.

Resources:

- To download the survey materials for this component: [Survey Materials](#)
- To access your prior year data submission for this component: [Reported Data](#)

If you have questions about completing this survey, please contact the IPEDS Help Desk at 1-877-225-2568.


Institution: University of Central Florida (132903)

User ID: P132903C

12-month Enrollment Screening Questions

1. Which instructional activity units will you use to report undergraduate instructional activity?

- Undergraduate instructional activity data in Part B may be reported in units of clock hours or credit hours.
 - Please note that any graduate level instructional activity must be reported in credit hours. (4-year institutions only)
- ☐ Clock hours
- ☒ Credit hours
- ☐ Both clock and credit hours (some undergraduate programs measured in clock hours and some measured in credit hours)

 You may use the box below to provide additional context for the data you have reported above. Context notes will be posted on the College Navigator website. Therefore, you should write all context notes using proper grammar (e.g., complete sentences with punctuation) and common language that can be easily understood by students and parents (e.g., spell out acronyms).

2. Did your institution enroll high school students in college courses for credit during the 12-month Enrollment (E12) reporting period of July 1, 2024 - June 30, 2025?

If you answer **Yes** to this question, you will be able to report the unduplicated count of high school students enrolled in college courses for credit on Part C of the 12-month Enrollment (E12) survey component.

- ☒ Yes.
- ☒ Within a dual enrollment program.
- ☐ Outside a dual enrollment program.
- ☐ No

Note:

Within a dual enrollment program is defined as within an organized system with special guidelines that allows high school students to take college-level courses. The guidelines might have to do with entrance or eligibility requirements, funding, limits on course taking, etc.

Outside a dual enrollment program is defined as high school students who simply enroll in credit courses through your institution, and are treated as regularly enrolled college students.

Institution: University of Central Florida (132903)

User ID: P132903C

Part A - Unduplicated Count for Full-time Undergraduate Students

12-month Unduplicated Count by Race/Ethnicity and Sex - Full-time Undergraduate Students

July 1, 2024 – June 30, 2025

Reporting Reminders:

- The 12-month unduplicated count must be equal or greater than the corresponding prior year fall enrollment.
- Report Hispanic/Latino individuals of any race as Hispanic/Latino
- Report race for non-Hispanic/Latino individuals only
- Even though Teacher Preparation certificate programs may require a bachelor's degree for admission, they are considered subbaccalaureate undergraduate programs, and students in these programs are undergraduate students.

Male

Students enrolled for <u>credit</u>	Degree/certificate-seeking				Non-degree/ non-certificate-seeking	Total, Full-time undergraduate students
	First-time	Transfer-in	Continuing/ Returning	Total degree/certificate-seeking		
<u>U.S. Nonresident</u>	68	192	478	738	187	925
<u>Hispanic/Latino</u>	1,028	907	4,187	6,122		6,122
<u>American Indian or Alaska Native</u>	6	2	19	27	1	28
<u>Asian</u>	324	167	1,288	1,779	1	1,780
<u>Black or African American</u>	146	265	1,013	1,424	1	1,425
<u>Native Hawaiian or Other Pacific Islander</u>	1	2	18	21		21
<u>White</u>	1,673	1,084	6,585	9,342	2	9,344
Two or more races	162	138	722	1,022		1,022
<u>Race and ethnicity unknown</u>	66	19	191	276	6	282
Total male	3,474	2,776	14,501	20,751	198	20,949
Total male prior year	3,587	2,550	14,091	20,228	165	20,393

Female

Students enrolled for <u>credit</u>	Degree/certificate-seeking				Non-degree/ non-certificate-seeking	Total, Full-time undergraduate students
	First-time	Transfer-in	Continuing/ Returning	Total degree/certificate-seeking		
<u>U.S. Nonresident</u>	58	208	500	766	165	931
<u>Hispanic/Latino</u>	1,135	1,272	5,241	7,648	3	7,651
<u>American Indian or Alaska Native</u>	3	5	9	17		17
<u>Asian</u>	331	191	1,307	1,829	2	1,831
<u>Black or African American</u>	249	428	1,572	2,249	2	2,251
<u>Native Hawaiian or Other Pacific Islander</u>	3	2	13	18		18
<u>White</u>	1,780	1,227	7,394	10,401	1	10,402
Two or more races	207	173	864	1,244		1,244
<u>Race and ethnicity unknown</u>	75	23	131	229	4	233
Total female	3,841	3,529	17,031	24,401	177	24,578
Total female prior year	4,052	3,394	16,830	24,276	168	24,444

Grand total (2024-25)	7,315	6,305	31,532	45,152	375	45,527
Prior year data:						
Grand total (male+female) prior year	7,639	5,944	30,921	44,504	333	44,837
Total Full-time undergraduate enrollment Fall 2024 NOTE: Grand total (2024-25) calculated above is expected to be greater than total Full-time undergraduate enrollment Fall 2024.	6,967	4,343	30,818	42,128	232	42,360

Institution: University of Central Florida (132903)

User ID: P132903C

Part A - Unduplicated Count for Part-time Undergraduate Students

12-month Unduplicated Count by Race/Ethnicity and Sex - Part-time Undergraduate Students

July 1, 2024 – June 30, 2025

Reporting Reminders:

- The 12-month unduplicated count must be equal or greater than the corresponding prior year fall enrollment.
- Report Hispanic/Latino individuals of any race as Hispanic/Latino
- Report race for non-Hispanic/Latino individuals only
- Even though Teacher Preparation certificate programs may require a bachelor's degree for admission, they are considered subbaccalaureate undergraduate programs, and students in these programs are undergraduate students.

Male

Students enrolled for <u>credit</u>	Degree/certificate-seeking				Non-degree/ non-certificate-seeking	Total, Part-time undergraduate students
	First-time	Transfer-in	Continuing/ Returning	Total degree/certificate-seeking		
<u>U.S. Nonresident</u>	5	46	182	233	23	256
<u>Hispanic/Latino</u>	320	628	2,608	3,556	66	3,622
<u>American Indian or Alaska Native</u>	1	1	15	17	1	18
<u>Asian</u>	85	112	617	814	30	844
<u>Black or African American</u>	74	159	771	1,004	24	1,028
<u>Native Hawaiian or Other Pacific Islander</u>	1	2	11	14		14
<u>White</u>	405	579	3,252	4,236	108	4,344
Two or more races	54	79	392	525	6	531
<u>Race and ethnicity unknown</u>	20	10	85	115	5	120
Total male	965	1,616	7,933	10,514	263	10,777
Total male prior year	681	1,916	7,878	10,475	246	10,721

Female

Students enrolled for <u>credit</u>	Degree/certificate-seeking				Non-degree/ non-certificate-seeking	Total, Part-time undergraduate students
	First-time	Transfer-in	Continuing/ Returning	Total degree/certificate-seeking		
<u>U.S. Nonresident</u>	9	62	187	258	20	278
<u>Hispanic/Latino</u>	178	932	3,344	4,454	59	4,513
<u>American Indian or Alaska Native</u>	2	4	10	16		16
<u>Asian</u>	53	118	598	769	23	792
<u>Black or African American</u>	45	315	1,161	1,521	24	1,545
<u>Native Hawaiian or Other Pacific Islander</u>	1		12	13		13
<u>White</u>	167	775	3,592	4,534	92	4,626
Two or more races	28	86	388	502	10	512
<u>Race and ethnicity unknown</u>	3	11	58	72	4	76
Total female	486	2,303	9,350	12,139	232	12,371
Total female prior year	426	2,705	9,870	13,001	239	13,240

Grand total (2024-25)	1,451	3,919	17,283	22,653	495	23,148
Prior year data:						
Grand total (male+female) prior year	1,107	4,621	17,748	23,476	485	23,961
Total Part-time undergraduate enrollment Fall 2024 <i>NOTE: Grand total (2024-25) calculated above is expected to be greater than total Part-time undergraduate enrollment Fall 2024.</i>	1,292	2,340	13,386	17,018	174	17,192

Institution: University of Central Florida (132903)

User ID: P132903C

Part A - Unduplicated Count for Undergraduate Students

12-month Unduplicated Count by Race/Ethnicity and Sex - Undergraduate Student Total

July 1, 2024 – June 30, 2025

Male

Enrolled for credit	Total full-time undergraduate students	Total part-time undergraduate students	Grand total, all undergraduate students
<u>U.S. Nonresident</u>	925	256	1,181
<u>Hispanic/Latino</u>	6,122	3,622	9,744
<u>American Indian or Alaska Native</u>	28	18	46
<u>Asian</u>	1,780	844	2,624
<u>Black or African American</u>	1,425	1,028	2,453
<u>Native Hawaiian or Other Pacific Islander</u>	21	14	35
<u>White</u>	9,344	4,344	13,688
Two or more races	1,022	531	1,553
<u>Race and ethnicity unknown</u>	282	120	402
Total male	20,949	10,777	31,726

Female

Enrolled for credit	Total full-time undergraduate students	Total part-time undergraduate students	Grand total, all undergraduate students
<u>U.S. Nonresident</u>	931	278	1,209
<u>Hispanic/Latino</u>	7,651	4,513	12,164
<u>American Indian or Alaska Native</u>	17	16	33
<u>Asian</u>	1,831	792	2,623
<u>Black or African American</u>	2,251	1,545	3,796
<u>Native Hawaiian or Other Pacific Islander</u>	18	13	31
<u>White</u>	10,402	4,626	15,028
Two or more races	1,244	512	1,756
<u>Race and ethnicity unknown</u>	233	76	309
Total female	24,578	12,371	36,949
Grand total (male+female)	45,527	23,148	68,675

Institution: University of Central Florida (132903)

User ID: P132903C

Part A - Unduplicated Count for Graduate Students

12-month Unduplicated Count by Race/Ethnicity and Sex - Full-time and Part-time Graduate Students

July 1, 2024 – June 30, 2025

Reporting Reminders:

- The 12-month unduplicated count must be equal or greater than the corresponding prior year fall enrollment.
- Report Hispanic/Latino individuals of any race as Hispanic/Latino
- Report race for non-Hispanic/Latino individuals only
- Report **all** postbaccalaureate degree and certificate students as graduate students, **including any doctor's - professional practice students (formerly first-professional)**

Male

Students <u>enrolled for credit</u>	Graduate students		
	Total <u>full-time</u>	Total <u>part-time</u>	Total <u>graduate students</u>
<u>U.S. Nonresident</u>	807	94	901
<u>Hispanic/Latino</u>	383	659	1,042
<u>American Indian or Alaska Native</u>	3	4	7
<u>Asian</u>	193	161	354
<u>Black or African American</u>	158	228	386
<u>Native Hawaiian or Other Pacific Islander</u>		5	5
<u>White</u>	921	1,119	2,040
Two or more races	79	69	148
<u>Race and ethnicity unknown</u>	129	28	157
Total male	2,673	2,367	5,040
Total male prior year			4,884

Female

Students <u>enrolled for credit</u>	Graduate students		
	Total <u>full-time</u>	Total <u>part-time</u>	Total <u>Graduate students</u>
<u>U.S. Nonresident</u>	414	73	487
<u>Hispanic/Latino</u>	679	1,025	1,704
<u>American Indian or Alaska Native</u>	6	4	10
<u>Asian</u>	212	221	433
<u>Black or African American</u>	337	557	894
<u>Native Hawaiian or Other Pacific Islander</u>	2	1	3
<u>White</u>	1,334	1,970	3,304
Two or more races	128	151	279
<u>Race and ethnicity unknown</u>	106	42	148
Total female	3,218	4,044	7,262
Total female prior year			7,073

Grand total (2024-25)	5,891	6,411	12,302
Prior year data:			
Grand total (male+female) prior year			11,957
i Total graduate enrollment Fall 2024 NOTE: Grand total (2024-25) calculated above is expected to be greater than Total graduate enrollment Fall 2024.	5,038	5,123	10,161

Institution: University of Central Florida (132903)

User ID: P132903C


Part A - Sex Unknown

12-month Unduplicated Count by Sex Unknown

Reporting Reminders:

- The purpose of this supplemental section is to determine whether institutions are able to report the number of students for whom sex is unknown. Note that these students must still be allocated into the 'Male' and 'Female' categories in all other sections of the survey component.

	Number of students	
	Undergraduate students	Graduate students
	Current Year	Current Year
Grand total	68,675	12,302
Sex unknown (i.e., sex information is not known or not collected)	23	22

 You may use the box below to provide additional context for the data you have reported above. Context notes will be posted on the College Navigator website. Therefore, you should write all context notes using proper grammar (e.g., complete sentences with punctuation) and common language that can be easily understood by students and parents (e.g., spell out acronyms).

Institution: University of Central Florida (132903)


User ID: P132903C

Part A – 12-month Enrollment by Distance Education Status

12-month Unduplicated Count - Distance Education Status

July 1, 2024 – June 30, 2025

	<u>Undergraduate</u> Students		<u>Graduate Students</u>
	<u>Degree/certificate-seeking</u>	Non-degree/non-certificate-seeking	
Students <i>enrolled exclusively</i> in <u>distance education courses</u>	10,549	186	4,326
Students <i>enrolled in at least one but not all</i> distance education courses	43,794	129	2,883
Students <i>not enrolled in any</i> distance education courses	13,462	555	5,093
Total (Carried forward from part A)	67,805	870	12,302

 You may use the box below to provide additional context for the data you have reported above. Context notes will be posted on the College Navigator website. Therefore, you should write all context notes using proper grammar (e.g., complete sentences with punctuation) and common language that can be easily understood by students and parents (e.g., spell out acronyms).

Institution: University of Central Florida (132903)

User ID: P132903C

Part B - Instructional Activity

12-month Instructional Activity

July 1, 2024 - June 30, 2025

Instructional Activity Reporting Reminder:

- Instructional activity is used to calculate an IPEDS FTE based on the institution's reported calendar system.
- Graduate credit hour activity should not include any doctor's – professional practice activity, the total of those students' FTE is entered separately instead.

FTE Reporting Reminder:


- Institutions need not report their own calculations of undergraduate or graduate FTE unless IPEDS FTE calculations would be misleading for comparison purposes among all IPEDS reporting institutions.

Instructional Activity

	2024-25 total activity	Prior year data
Undergraduate level:		
<u>Credit hour activity</u>	<input type="text" value="1,635,523"/>	1,607,718
Graduate level:		
<u>Credit hour activity</u> (Do not include doctor's-professional practice instructional activity here; the total FTE of those students should be entered separately below)	<input type="text" value="163,319"/>	157,317

Full-Time Equivalent (FTE) of Students

	2024-25 total activity	Prior year data
<u>Doctor's - professional practice level:</u>		
<u>Doctor's - professional practice</u> FTE student estimate	<input type="text" value="490"/>	485

Calendar system (as reported on the prior year IC survey component):	Semester		
If the IPEDS <u>calculated</u> FTE estimates below are not reasonable, AND you have reported the correct instructional activity hours above, enter your best FTE estimate in the "Institution reported FTE" column below and save the page. This option should be used ONLY if the calculated estimate is not reasonable for your institution and IPEDS comparisons.			
Please provide your best estimate of undergraduate and graduate FTE for the 12-month reporting period only if the calculated FTE estimate below is not reasonable for IPEDS comparison purposes . Please provide an explanation in the context box if the option is used due to Coronavirus Pandemic.			
	Calculated FTE 2024-25	Institution reported FTE 2024-25	Prior year FTE 2023-24
Undergraduate student FTE	54,517	<input type="text" value="54,517"/>	53,591
Graduate student FTE (excluding doctor's - professional practice student FTE)	6,805	<input type="text" value="6,805"/>	6,555
Doctor's - professional practice student FTE		490	485
Total FTE student enrollment		61,812	60,631
<div><div>Context notes will be posted on the College Navigator website. Therefore, you should write all context notes using proper grammar (e.g., complete sentences with punctuation) and common language that can be easily understood by students and parents (e.g., spell out acronyms).</div><div></div></div>			

Institution: University of Central Florida (132903)

User ID: P132903C

Part C – Unduplicated Count of Dual Enrolled Students

12-month Unduplicated Count of Dual Enrolled Students

July 1, 2024 – June 30, 2025

Reporting Reminders:

- The number of high school students enrolled in college courses for credit was reported in Part A as part of the non-degree/non-certificate-seeking unduplicated enrollment.
 - The number of high school students enrolled in college courses for credit reported in Part C will have some duplication with the non-degree/non-certificate-seeking enrollment students reported in Part A.
 - The number of high school students enrolled in college courses for credit reported in Part C should be less than the number of non-degree/non-certificate-seeking students reported in Part A unless all these students at your institution are high school students enrolled in college courses for credit.
- Report Hispanic/Latino individuals of any race as Hispanic/Latino
- Report race for non-Hispanic/Latino individuals only

In Part A, your institution reported the following number of students in the non-degree/non-certificate-seeking unduplicated headcount.	870
---	-----

	High school students enrolled in college courses for credit		
	Male	Female	Total
<u>U.S. Nonresident</u>	<input type="text" value="2"/>	<input type="text" value="3"/>	5
<u>Hispanic/Latino</u>	<input type="text" value="6"/>	<input type="text" value="4"/>	10
<u>American Indian or Alaska Native</u>	<input type="text"/>	<input type="text"/>	0
<u>Asian</u>	<input type="text" value="17"/>	<input type="text" value="9"/>	26
<u>Black or African American</u>	<input type="text"/>	<input type="text"/>	0
<u>Native Hawaiian or Other Pacific Islander</u>	<input type="text"/>	<input type="text"/>	0
<u>White</u>	<input type="text" value="13"/>	<input type="text" value="4"/>	17
Two or more races	<input type="text" value="2"/>	<input type="text" value="2"/>	4
<u>Race and ethnicity unknown</u>	<input type="text" value="1"/>	<input type="text" value="2"/>	3
Total	41	24	65
Total prior year	45	28	73

Institution: University of Central Florida (132903)

User ID: P132903C

Prepared by

Prepared by

Reporting Reminders:

- The name of the preparer is being collected so that we can follow up with the appropriate person in the event that there are questions concerning the data.
- The Keyholder will be copied on all email correspondence to other preparers.
- The time it took to prepare this component is being collected so that we can continue to improve our estimate of the reporting burden associated with IPEDS.
- Please include in your estimate the time it took for you to review instructions, query and search data sources, complete and review the component, and submit the data through the Data Collection System.
- Thank you for your assistance.

This survey component was prepared by:					
<input type="radio"/>	Keyholder	<input type="radio"/>	SFA Contact	<input type="radio"/>	HR Contact
<input type="radio"/>	Finance Contact	<input checked="" type="radio"/>	Other		
Name: <input type="text" value="Grant Mohi"/>					
Email: <input type="text" value="Grant.Mohi@ucf.edu"/>					

How many staff from your institution only were involved in the data collection and reporting process of this survey component?	
<input type="text" value="2.00"/>	Number of Staff (including yourself)

How many hours did you and others from your institution only spend on each of the steps below when responding to this survey component? <i>Exclude the hours spent collecting data for state and other reporting purposes.</i>				
Staff member	Collecting Data Needed	Revising Data to Match IPEDS Requirements	Entering Data	Revising and Locking Data
Your office	<input type="text" value="2.00"/> hours	<input type="text" value="1.00"/> hours	<input type="text" value="2.00"/> hours	<input type="text" value="0.30"/> hours
Other offices	<input type="text"/> hours	<input type="text"/> hours	<input type="text"/> hours	<input type="text"/> hours

Institution: University of Central Florida (132903)

User ID: P132903C

Summary

12-Month Enrollment Component Summary

The purpose of this summary is to provide you an opportunity to view some of the data that, when accepted through the IPEDS quality control process, will appear on the [College Navigator](#) website and/or your institution's Data Feedback Report (DFR). In addition, all data reported in IPEDS survey components become publicly available through the [IPEDS Use the Data](#) and appear as aggregated statistics in various Department of Education reports. [College Navigator](#) is updated approximately three months after the data collection period closes and DFRs will be available through the [IPEDS Use the Data](#).

Please review your data for accuracy. If you have questions about the data displayed below or after reviewing the data reported on the survey screens, please contact the IPEDS Help Desk at: 1-877-225-2568 or ipedshelp@tti.org.

12-Month Unduplicated Headcount and Full-Time Equivalent Students		
Total 12-month unduplicated headcount enrollment		80,977
	Undergraduate student unduplicated headcount enrollment	68,675
	Graduate student unduplicated headcount enrollment	12,302
Total 12-month full-time equivalent (FTE) student enrollment		61,812
	Undergraduate student FTE enrollment	54,517
	Graduate student FTE enrollment	6,805
	Doctor's-professional practice FTE enrollment	490

Total 12-month Undergraduate Student Characteristics		
Percent of undergraduate students who are female		54 %
Percent of undergraduate students who are full-time		66 %
Percent of undergraduate students who are enrolled exclusively in distance education courses		16 %
Percent of undergraduate students by U.S. resident status and race/ethnicity: Note: Race/ethnicity is not collected for U.S. Nonresidents.		
U.S. Resident		97 %
	American Indian or Alaska Native	0 %
	Asian	8 %
	Black or African American	9 %
	Hispanic/Latino	32 %
	Native Hawaiian or Pacific Islander	0 %
	White	42 %
	Two or More Races	5 %
	Race and ethnicity unknown	1 %
U. S. Nonresident		3 %

Total 12-month Graduate Student Characteristics		
Percent of graduate students who are female		59 %
Percent of graduate students who are full-time		48 %
Percent of graduate students who are enrolled exclusively in distance education courses		35 %
Percent of graduate students by U.S. resident status and race/ethnicity: Note: Race/ethnicity is not collected for U.S. Nonresidents.		
U.S. Resident		89 %
	American Indian or Alaska Native	0 %
	Asian	6 %
	Black or African American	10 %
	Hispanic/Latino	22 %
	Native Hawaiian or Pacific Islander	0 %
	White	43 %
	Two or More Races	3 %
	Race and ethnicity unknown	2 %
U. S. Nonresident		11 %

Institution: University of Central Florida (132903)

User ID: P132903C

Edit Report

12-month Enrollment

There are no errors for the selected survey and institution.